



Fischer Panda®

Power wherever
you are™

Fischer Panda 50kW 420V 1200rpm drive

Technical specifications:

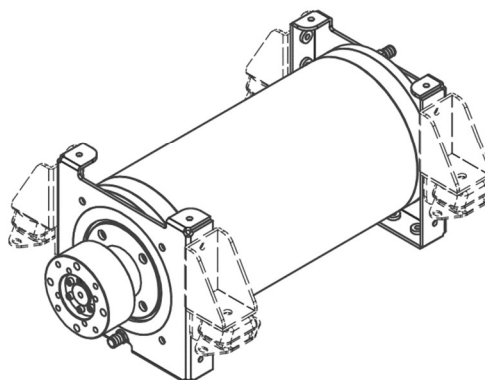
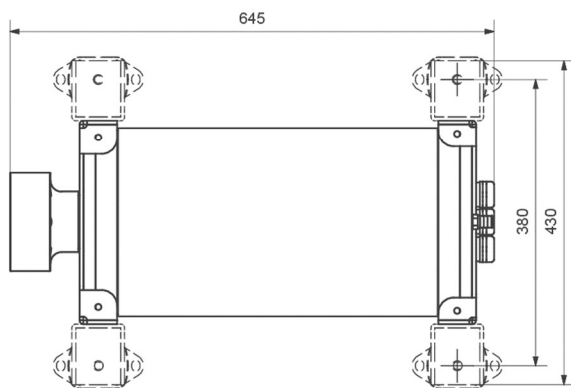
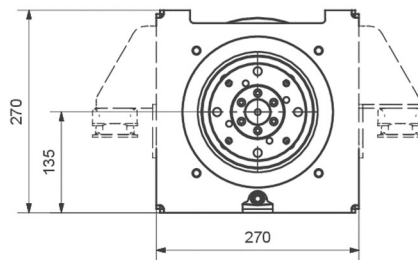
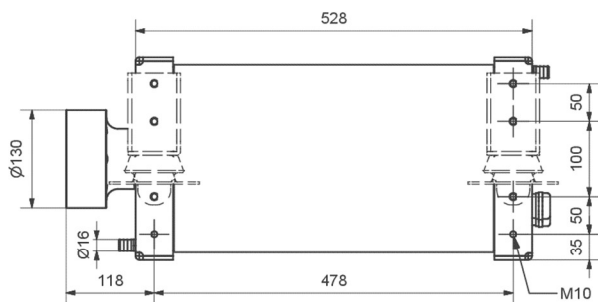
Voltage: 420V
Input power: 53 kW
Shaft power: 50 kW
RPM: 1200
Nm: 397
Weight: 107kg

Art-No: 0013415

Our shaft motors are made of heavy duties and have a double-walled aluminum housing which is water-cooled with integrated thrust bearings.

They are without gear, brushless, sensorless and have no oil filling.

This makes our engines: durable, efficient and low maintenance!



Fischer Panda GmbH
Otto - Hahn - Str.40
33104 Paderborn
Germany

contact person:
Martin Mews
Gerhard Hesse
Marcel Schwarzenberg-U.

+49 5254 9202-350
+49 5254 9202-238
+49 5254 9202-352


mmews@fischerpanda.de
ghesse@fischerpanda.de
mschwarzenberg@fischerpanda.de